Misure di ioni veloci mediante la spettroscopia di neutroni e raggi gamma nei plasmi termonucleari ad alte prestazioni: risultati recenti e prospettive future

M. Nocente[1,2], G. Gorini[1,2] and M. Tardocchi[2]

[1]*Dipartimento di Fisica, Università degli Studi di Milano-Bicocca, Milano*
[2]*Istituto di Fisica del Plasma, CNR, Milano*

101esimo Congresso della Società Italiana di Fisica, 22 Settembre 2015

Outline

- **Fast ion diagnostics in large scale tokamaks**

- **Neutron and gamma-ray spectroscopy measurements in thermonuclear plasmas**

- **Towards a nuclear diagnostics based tomography of the fast ion phase space with compact detectors**

Thermonuclear fusion

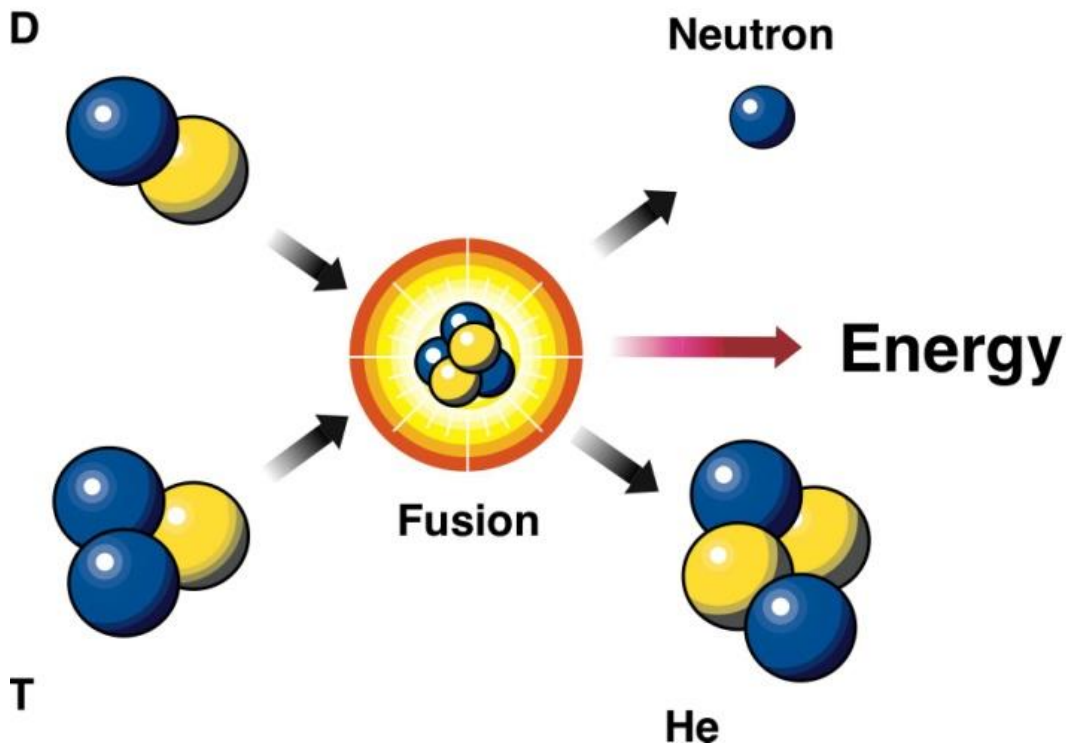

$$D + T \rightarrow \alpha + n + 17.6\ MeV$$

How do we measure the distribution function of the fuel ions and fusion products?

Requirements:

- **Temperature:** **100 million degrees**
- **Pressure:** **8 atm**
- **Confinement time:** **1 s**



Plasma nuclear physics

Instrumentation and techniques developed for fundamental **nuclear physics** studies have been adapted and applied for **plasma diagnostic purposes**

The **neutron spectrum** changes depending on the **fuel ion** energy distribution



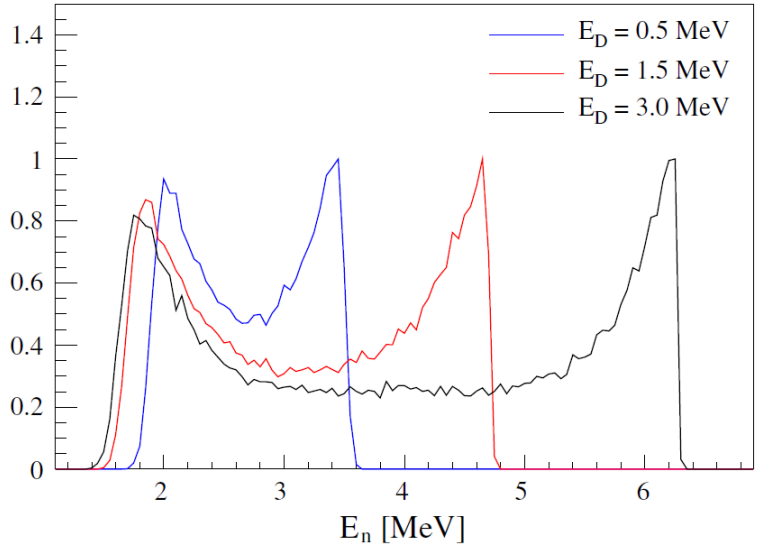

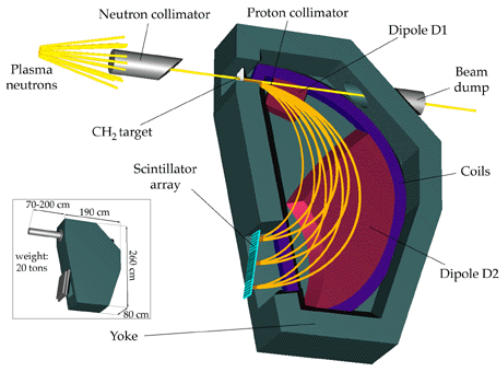



Dedicated instrumentation has been developed based on the **time of flight** or **magnetic proton recoil** technique

M. Gatu Johnson, NIM A 591 (2008) 417

A. Sundén, at al, NIM A 610 (2009)682

From early measurements to high sensitivity spectrometers

From the proof of principle: temperature determination from the spectral width

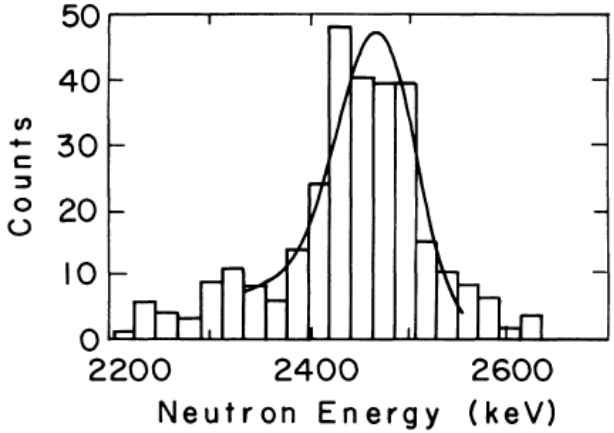

Fisher et al. Phys. Rev. A 28 (1983) 3121

$$w \propto T^{1/2}$$

Ohmic plasmas (no auxiliary heating)

^{3}He detector

Sum of 169 discharges

To contemporary measurements: full determination of the fuel ion energy distribution

Fuel ion energy distribution

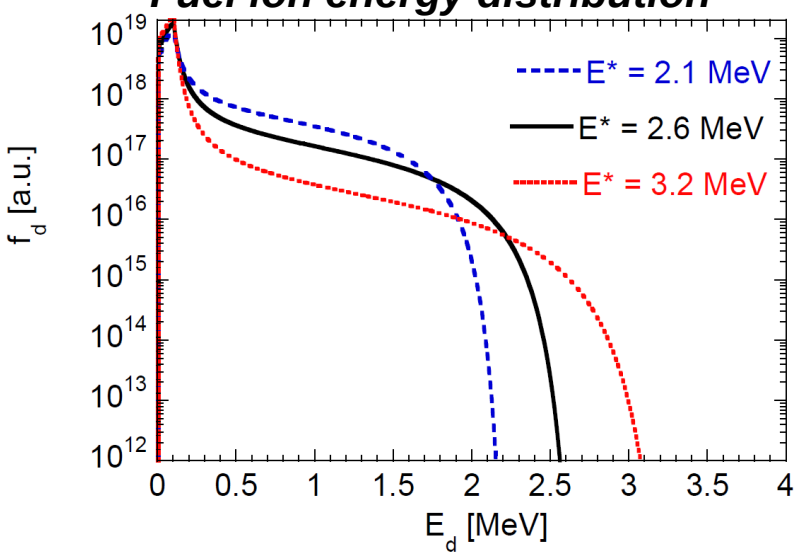

Neutron spectrum

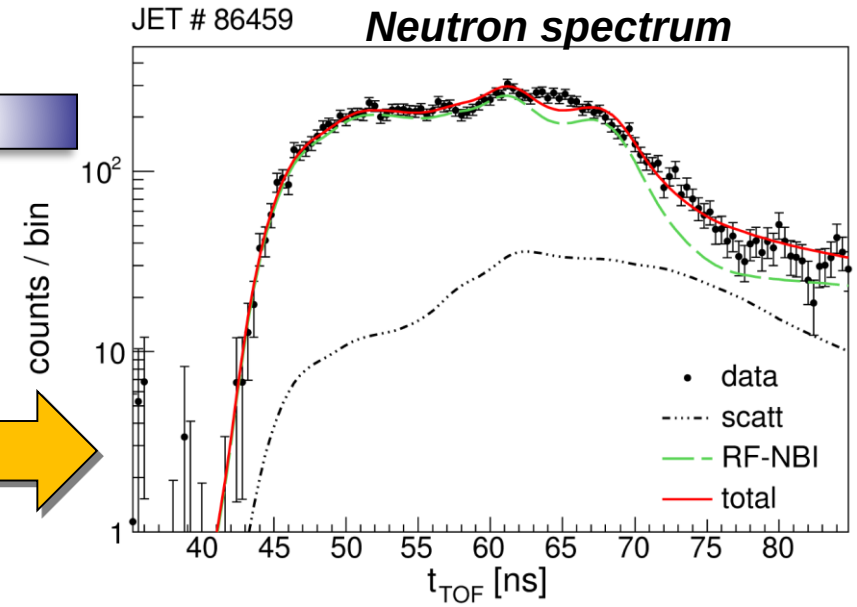

J. Eriksson, M. Nocente et al. accepted for publication in Nucl. Fusion

Measuring the Doppler broadening of the plasma γ-ray peaks

Fusion products and **suprathermal ions** from auxiliary heating systems can be measured by naturally occurring nuclear reactions with plasma impurities

Eg. $^{3}He + ^{12}C \rightarrow ^{14}N^{*} + p$ $\quad ^{14}N^{*} \rightarrow ^{14}N + \gamma$ (1.63 MeV)

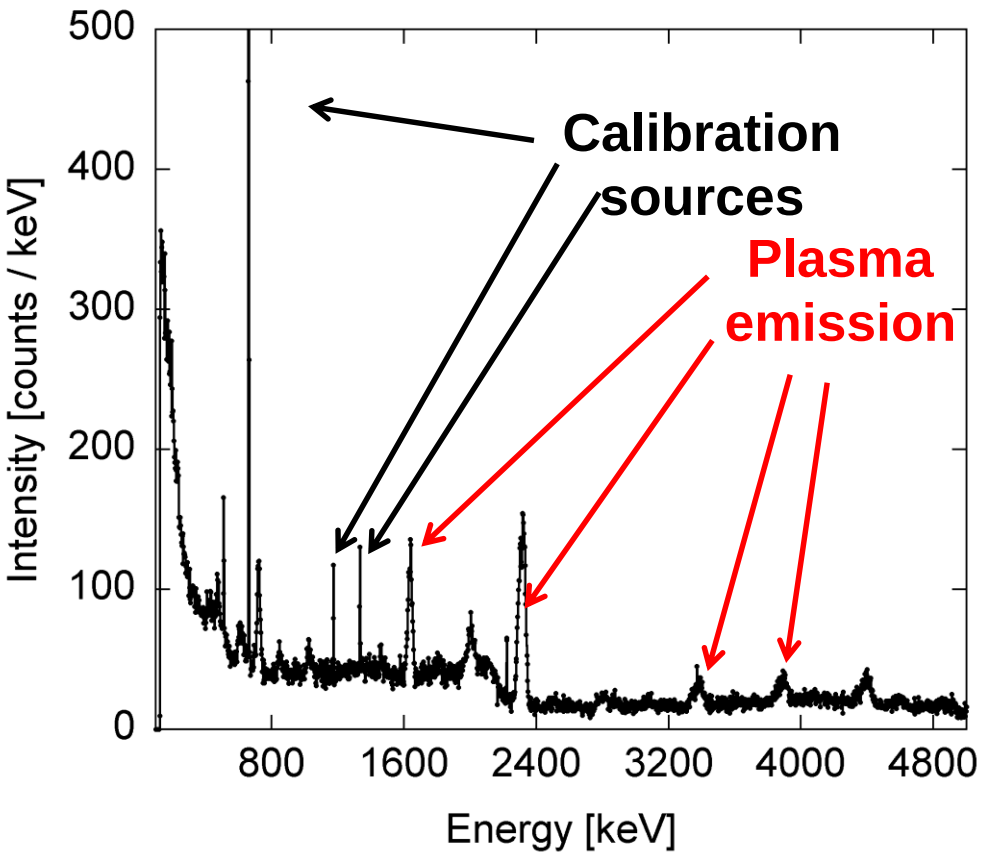

Advanced gamma-ray spectrometers traditionally used in nuclear physics have been adapted to measure the **γ-ray Doppler broadening** induced by the fast ion energy distribution

$$E_{\gamma} = E_{\gamma 0}\left(1 + \frac{1}{c}\vec{v}_{12C} \cdot \vec{e}_{\gamma}\right)$$

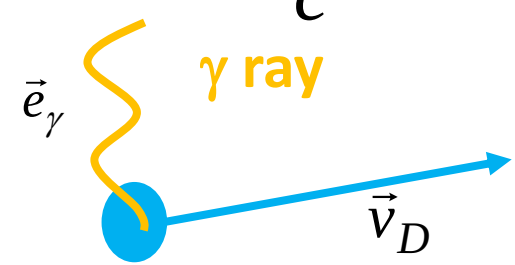

High energy resolution gamma-ray spectroscopy measurements in thermonuclear plasmas

High purity Germanium detector – ^{3}He tail temperature determination

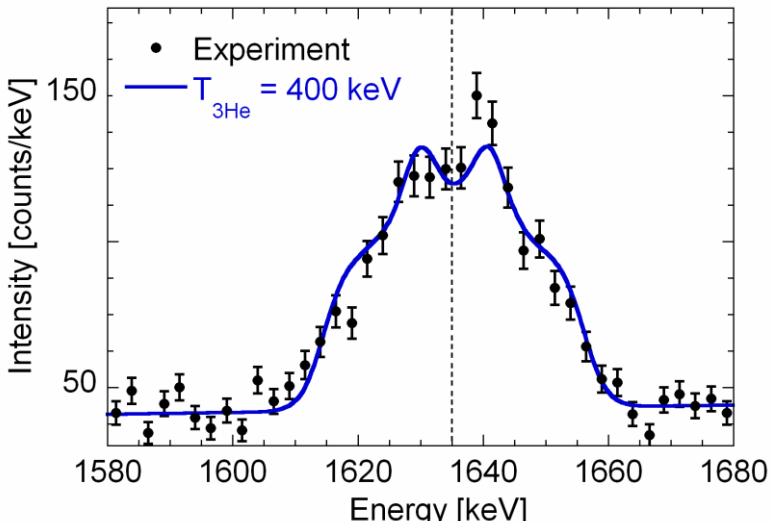

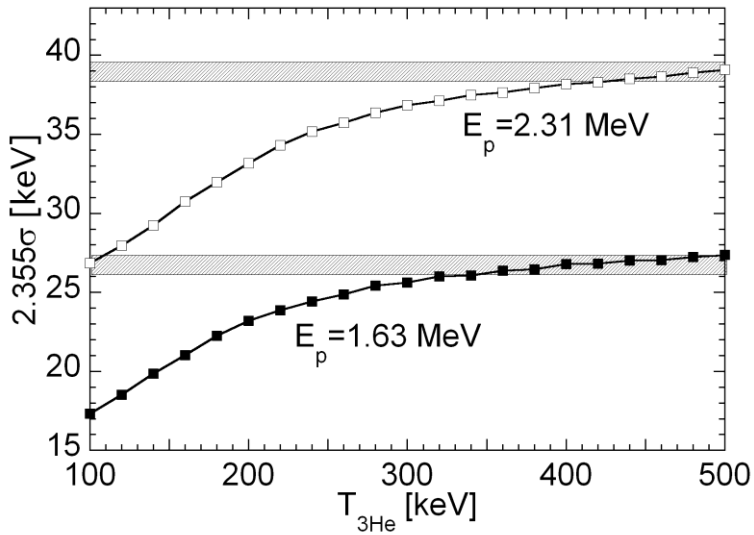

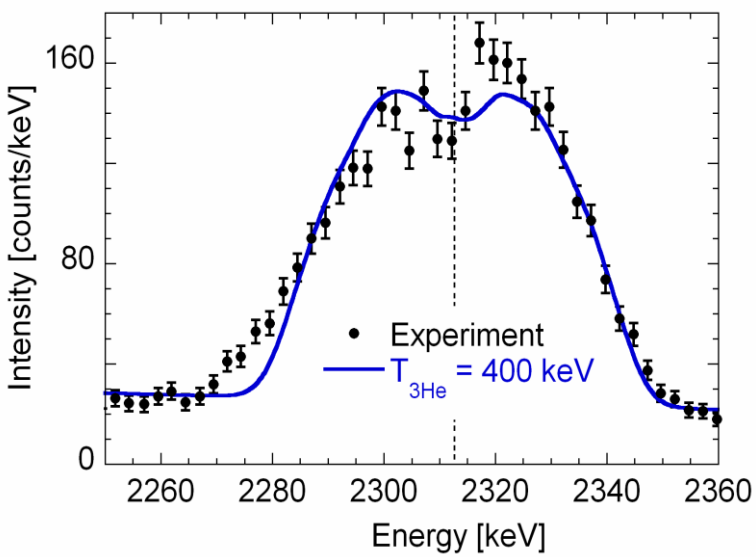

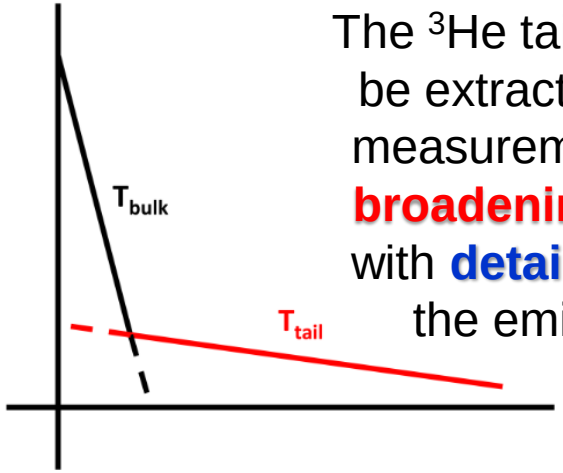

The ^{3}He tail temperature can be extracted by combining measurements of the **peak broadening and intensity** with **detailed modelling** of the emission process

M. Tardocchi, M. Nocente et al. PRL 107 (2011) 205002

A future route: phase space tomography with compact neutron and gamma-ray detectors

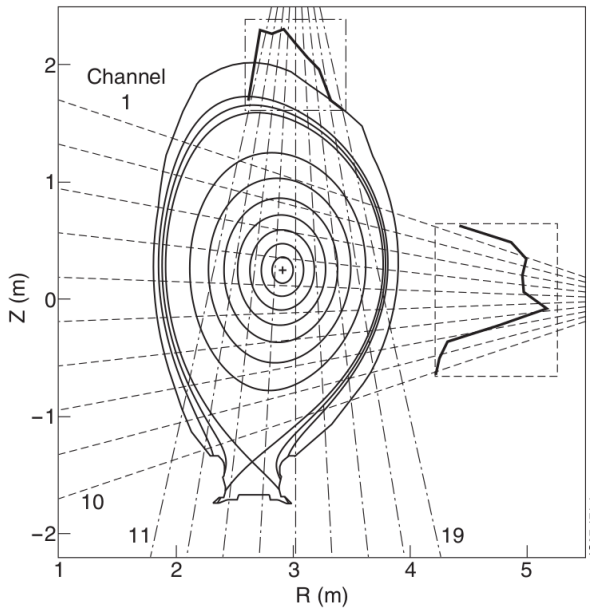

Compact detectors are needed to reconstruct the **spatial profile** of neutron and gamma-ray emission from measurements along **multiple collimated sightlines**.

Adding **spectroscopy capabilities** to multi-sightline measurements opens up to a **velocity space tomography**, given the different **weight in the fast ion phase space** of measurements at different angles w.r.t. the magnetic field

E_γ = 4424 keV; ϕ = 90°

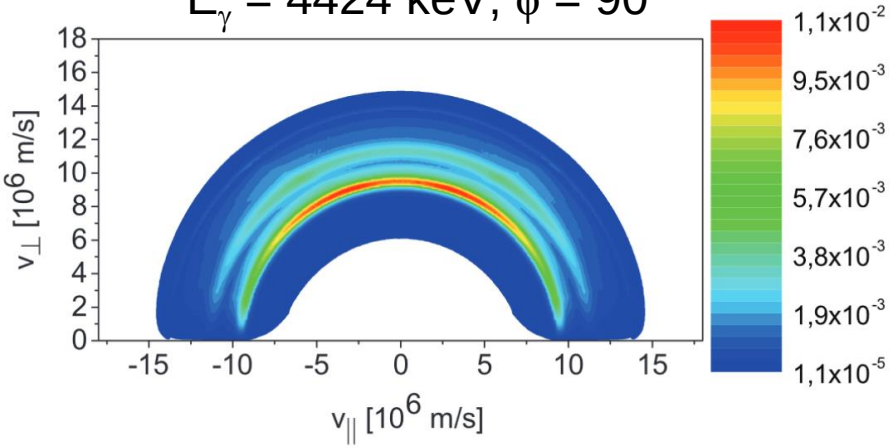

E_γ = 4424 keV; ϕ = 30°

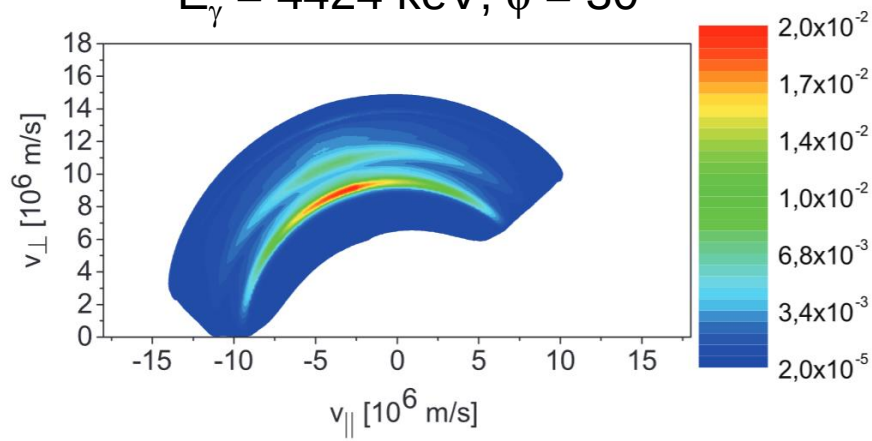

M. Salewski, M. Nocente et al. Nucl. Fusion 55 (2015) 093029

$\alpha + {}^{9}Be \rightarrow n + {}^{12}C^{*}$ $\quad {}^{12}C^{*} \rightarrow {}^{12}C + \gamma$

Compact detector R&D for plasma nuclear physics

Single Crystal Diamond detectors

for neutron measurements along multiple sightlines

- ✓ **Magnetic field insensitivity**
- ✓ **Radiation hardness**
- ✓ **Good energy resolution**

based on nuclear reactions between neutrons and ^{12}C nuclei of the device

Already used for neutron and charged particle measurements in **nuclear accelerator** and **spallation source** experiments

Time of flight measurement

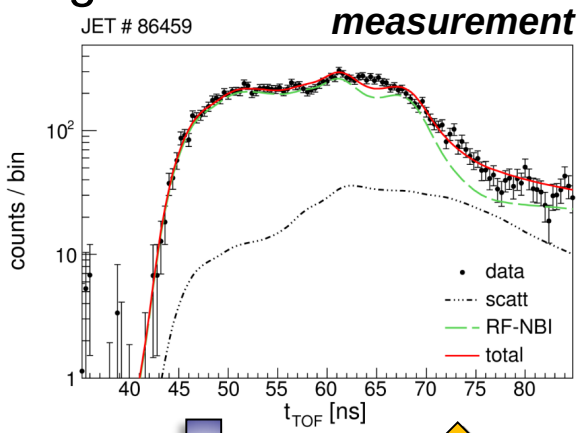

Diamond measurement

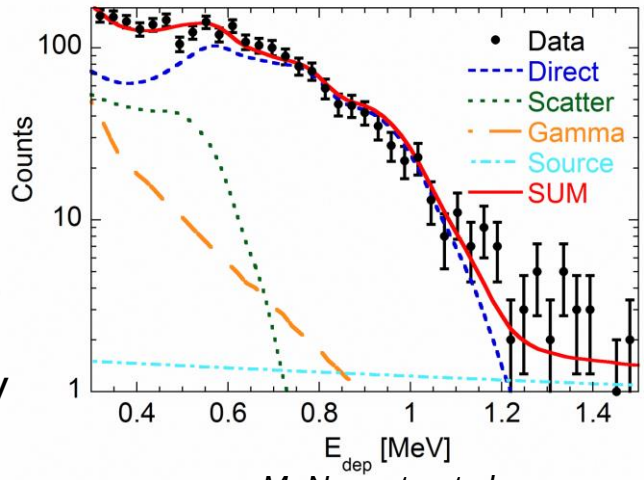

M. Nocente et al. Rev. Sci. Instrum. 86 (2015) 103501

Compact γ-ray detectors based on $LaBr_3$(Ce) + Silicon Photo Multipliers



M. Nocente et al. Rev. Sci. Instrum. 85 (2014) 11E108

Since few years, SiPMs have been widely used for light read-out in PET applications (E_γ=511 keV).

A system based on **$LaBr_3$(Ce) + SiPM** is being explored for measurements in the E_γ > 1 MeV range at high energy resolution and MHz counting rates

Conclusions

- **Neutron and gamma-ray emission** from a thermonuclear plasma is a rich source of information on **supra-thermal ions**

- Neutron and gamma-ray spectroscopy measurements of the **energetic ion energy distribution** have been demonstrated by **applying nuclear physics instrumentation to plasma measurements**

- Undergoing developments in the technology of **compact detectors** can open up to a **fast ion phase space tomography** by **spectroscopy measurements along multiple sight-lines**